

Transforming the power of sun


POLYCRYSTALLINE SOLAR PV MODULES

60 CELLS

250-270W_p POWER OUTPUT RANGE

HIGH EFFICIENCY

POSITIVE POWER TOLERANCE



5 Busbar Solar Cell

5 busbar cell design improves module efficiency and offers better power output



Outstanding Durability

With its reinforced frame design, our modules can endure front load of up to 5400 Pa and rear load of up to 2400 Pa to withstand heavy wind & snow loads



High Power Output

Our PV modules are compact in size and have been designed to deliver enhanced output and efficiency



Better Performance in High Temperature

Our PV modules deliver efficient performance even in high temperature conditions due to its improved temperature coefficient



Low Light performance

Advanced glass and cell surface texture design ensures excellent performance in low light environment




Enhanced Performance

Our PV modules provide more than 80% efficiency even after 25 years of operation



Global Certifications

IEC 61215, IEC 61730 (I & II), IEC 61853 certified
Sand and dust storm resistant (IEC 60068)
Salt mist, ammonia and hail resistant (IEC 61701) (IEC 62716)



PID resistant (IEC 62804)



Anti reflective coating

POLYCRYSTALLINE
SOLAR PV MODULES

60 CELLS

250-270Wp POWER OUTPUT RANGE



Electrical Data – Standard Test Conditions (STC)

Peak Power Watts-P _{MAX} (Wp)*	250	255	260	265	270
Power Output Tolerance-P _{MAX} (Wp)	0/+5				
Maximum Power Voltage-V _{MPP} (V)*	30.80	30.90	31.00	31.05	31.10
Maximum Power Current-I _{MPP} (A)*	8.12	8.26	8.39	8.54	8.69
Open Circuit Voltage V _{OC} (V)*	37.20	37.30	37.40	37.50	37.60
Short Circuit Current I _{SC} (A)*	8.96	9.12	9.27	9.42	9.58
Module Efficiency η _m (%)*	15.40	15.71	16.01	16.32	16.63

* Under Standard Test Conditions (STC) of 1000 W/m² irradiance, AM 1.5 spectrum and 25°C cell temperature.

Electrical Data – Normal Operating Cell Temperature (NOCT)

Maximum Power-P _{MAX} (Wp)	180	184	188	191	194
Maximum Power Voltage-V _{MPP} (V)	27.7	27.8	28.0	28.0	28.10
Maximum Power Current-I _{MPP} (A)	6.98	7.10	7.18	7.24	7.26
Open Circuit Voltage V _{OC} (V)	35.3	35.4	35.4	35.4	35.6
Short Circuit Current I _{SC} (A)	7.44	7.50	7.74	7.82	7.88

NOCT: Irradiance at 800 W/m², Ambient Temperature 20°C, Wind Speed 1m/s

Mechanical Data

Solar Cells	Polycrystalline 156.75 x 156.75 mm
Cell Orientation	60 Cells (6x10)
Module Dimensions	1640 x 990 x 40 mm
Weight	18.5 kg
Glass	3.2 mm (0.13 Inches), High Transmission, AR Coated Tempered Glass
Backsheet	Composite film
Cell encapsulation	EVA-Ethylene Vinyl Acetate
Frame	Anodized Aluminum Alloy
J-Box	IP 67/68 with 3 bypass diodes
Cables	Photovoltaic Technology Cable 4.0 mm ² (0.006 Inches ²), 1000 mm (47.2 Inches)
Connector	MC4 Compatible or Amphenol H4/UTX
Fire Type	Type 1 or Type 2

Temperature Ratings

Nominal Operating Cell Temperature (NOCT)	46°C (±2°C)
Temperature Coefficient of P _{MAX}	-0.39%/°C
Temperature Coefficient of V _{OC}	-0.32%/°C
Temperature Coefficient of I _{SC}	-0.05%/°C

Maximum Ratings

Operating Temperature	-40 / +85°C
Maximum System Voltage	1000V DC (IEC)
Voltage	1000V DC (UL)
Max Series Fuse Rating	15A

Warranty

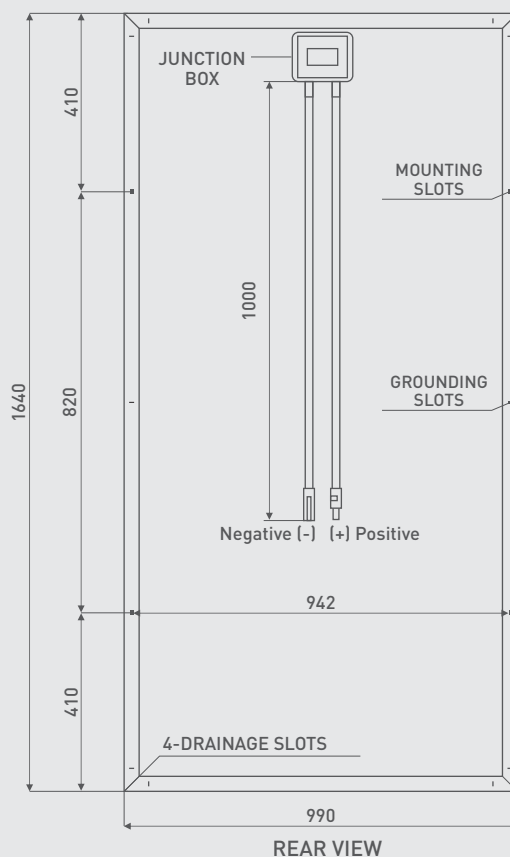
10 year Product Workmanship Warranty

25 year Linear Power Warranty

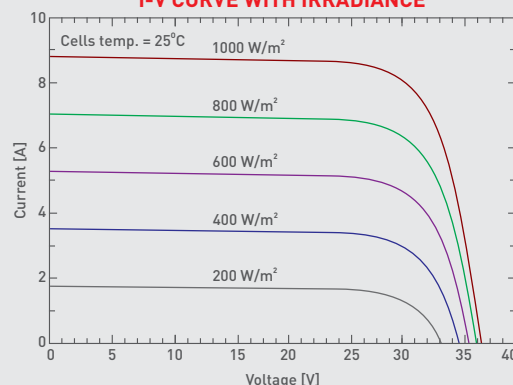
(Please refer to product warranty for details)

DIMENSION OF PV MODULE

Unit : mm

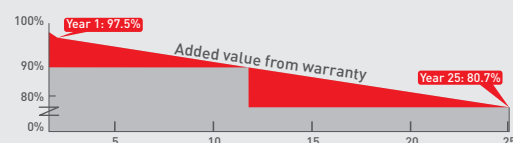


I-V CURVE WITH IRRADIANCE



LINEAR PERFORMANCE WARRANTY

10 Year Product Warranty - 25 Year Linear Power Warranty



* The specifications are for reference purpose only. Jakson reserves the right to change the specifications without prior notice

JAKSON ENGINEERS LTD.

A-43, Phase-II Extn., Hosiery Complex, Noida-201305, U.P., India | Tel.: +91-120-4302600, 4526100
Toll Free No. : 1800 103 2600 | info@jakson.com | www.jakson.com